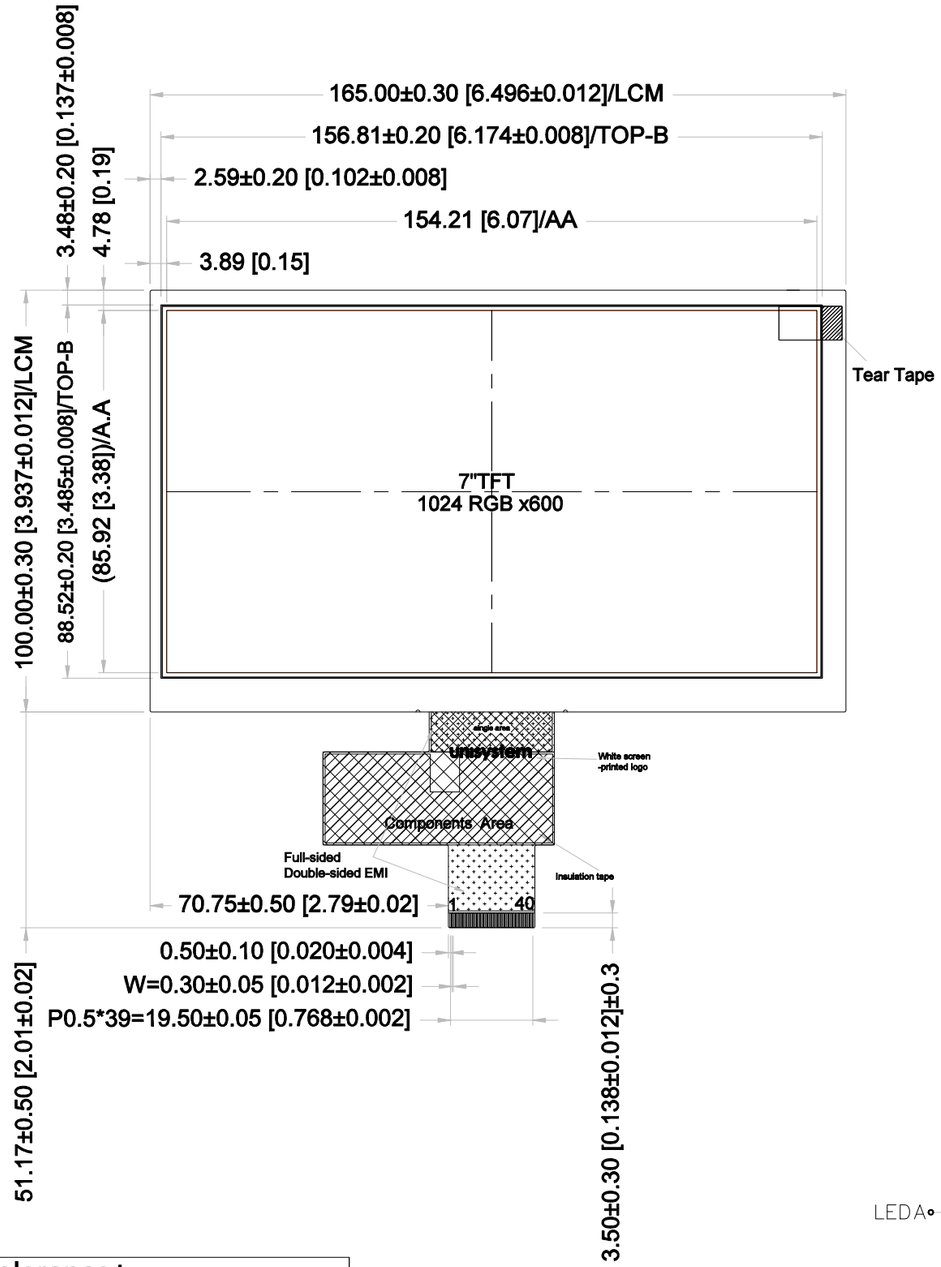

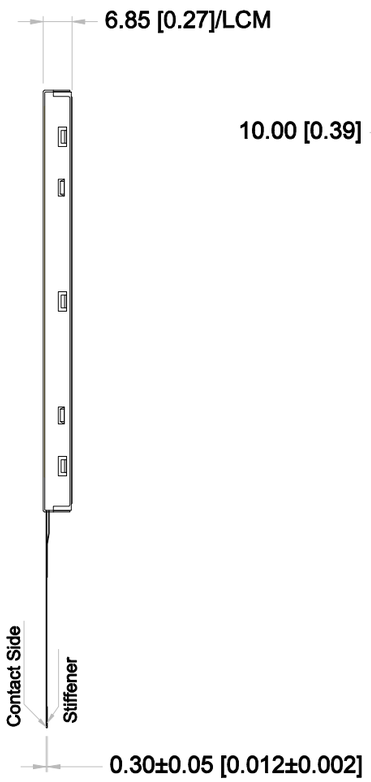

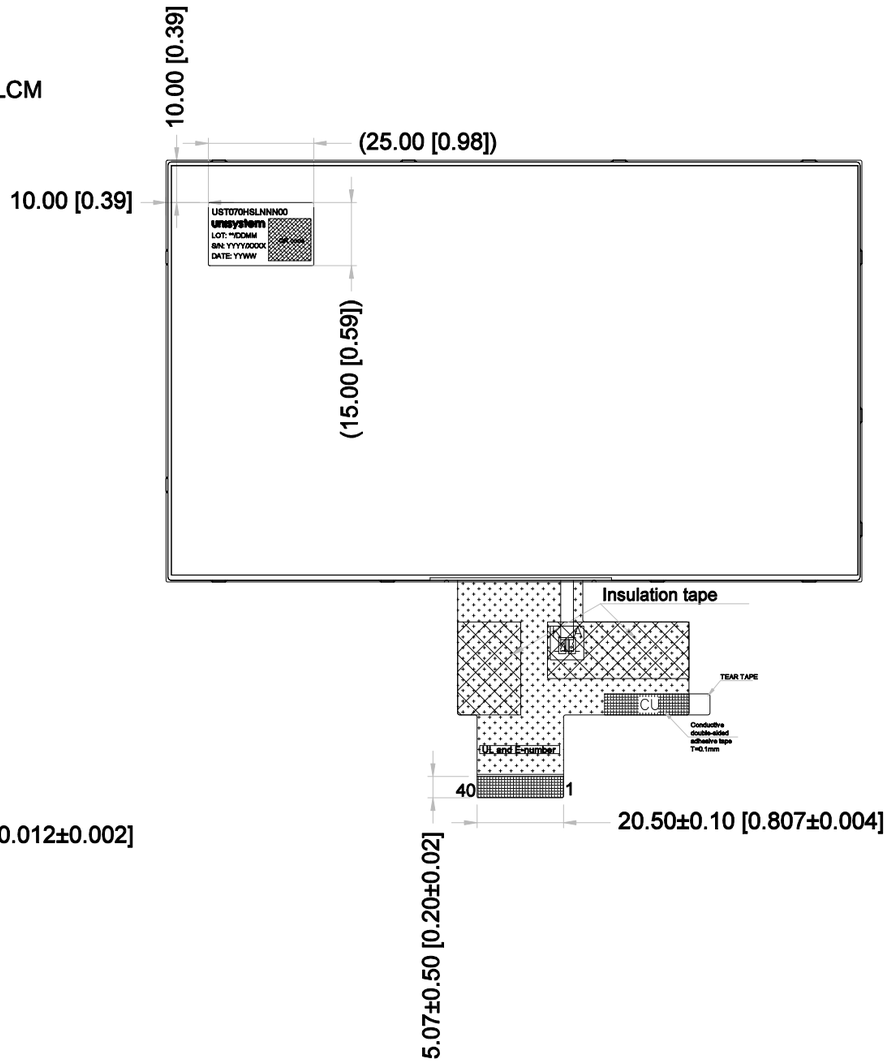



General Tolerance±				
DIM \ Level	1	2	3	4
0-5	0.05	0.1	0.1	0.2
5-10	0.05	0.1	0.1	0.2
10-50	0.05	0.1	0.2	0.3
50-100	0.1	0.2	0.3	0.5
100-150	0.1	0.2	0.5	0.8
Level Seclect				◎

PINOUT ON THE 2ND PAGE

TFT NOTES:
1. DISPLAY TYPE: TRANSMISSIVE, IPS, NORMALLY BLACK
2. COLOR DEPTH: 16.7M
3. RESOLUTION: 1024x600
4. VIEWING ANGLE: FULL
5. INTERFACE: LVDS
6. DRIVER IC: JD9165BA
7. LOGIC VOLTAGE: 3.3V
8. SURFACE LUMINANCE: 2000 cd/m^2
9. BACKLIGHT: 24 WHITE CHIP LED V_F= 21.6~26.4V I_F= 240mA
   LED LIFETIME: 100k hours.

GENERAL NOTES:
1. OPERATING TEMPERATURE: -20°C ~ 70°C
2. STORAGE TEMPERATURE: -30°C ~ 80°C
3. WITHOUT INDIVIDUAL TOLERANCE: SEE TABLE
4. RoHS COMPLIANT
5. MAX. FLATNESS GEOMETRIC TOLERANCE OF THE SURFACE ON WHICH THE MODULE IS MOUNTED: ▱ 0.5
6. MIN.SURFACE ENERGY OF THE MATERIAL ON WHICH THE MODULE IS MOUNTED: 37 mN/m(dyn/cm)
7. MAX. FFC PULLING FORCE: TBD
8. SHELF TIME OF THE MODULE: 2 YEARS.
9. () - REFENRENCE DIM; [ ] - INCH DIM.

PN: UST070HSLNNN00
REV/DOC_VER: V1 / D1

unisystem

DRAWN:	M.K.	02.10.2026	1:1.45	
CHECKED:	MP	02.10.2026	[mm]	
APPR:	J.M.	02.10.2026	ISO A3	P. 1 of 2

unisystem

LCD CONNECTOR			
Pin No.	Desc.	Pin No.	Desc.
1	NC	21	RXIN3+
2	VDD(3.3V)	22	GND
3	VDD(3.3V)	23	NC
4	NC	24	NC
5	RESET	25	GND
6	STBYB	26	NC
7	GND	27	NC
8	RXIN0-	28	SELB
9	RXIN0+	29	LVFTM
10	GND	30	GND
11	RXIN1-	31	LED-
12	RXIN1+	32	LED-
13	GND	33	L/R
14	RXIN2-	34	U/D
15	RXIN2+	35	NC
16	GND	36	NC
17	RXCLKIN-	37	NC
18	RXCLKIN+	38	NC
19	GND	39	LED+
20	RXIN3-	40	LED+

V1	D1	Initial Case	23/09/2026
Rev	Ver	Changes	Data

PN: UST070HSLNNN00			unisystem	
REV/VER: V1 / D1				
DRAWN:	M.K.	02.10.2026	1:1.45	
CHECKED:	MP	02.10.2026	[mm]	
APPR:	J.M.	02.10.2026	ISO A3	P. 2 of 2