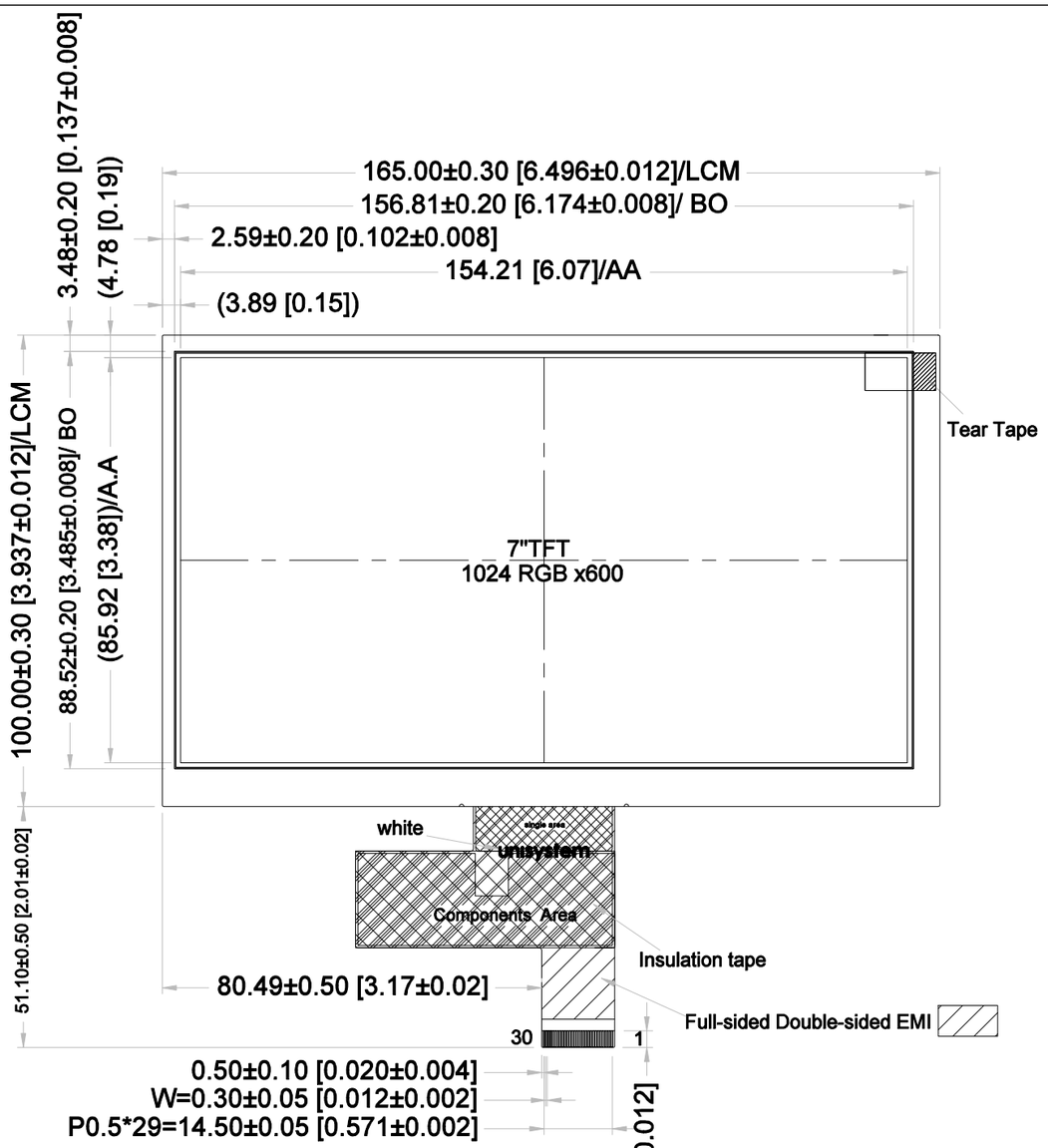

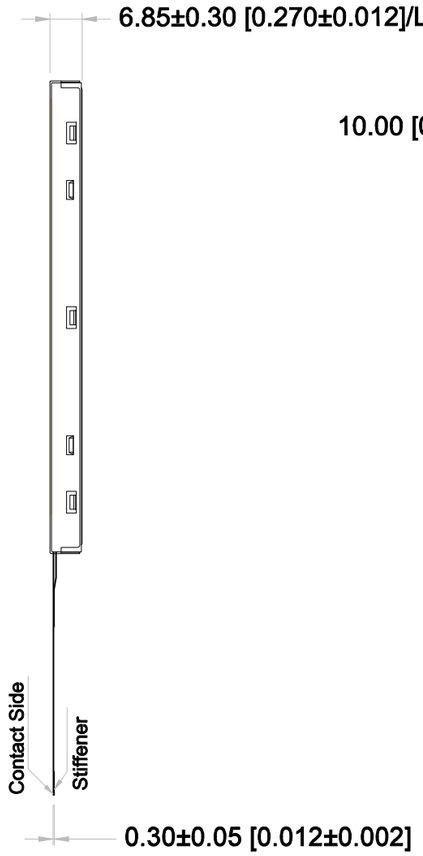

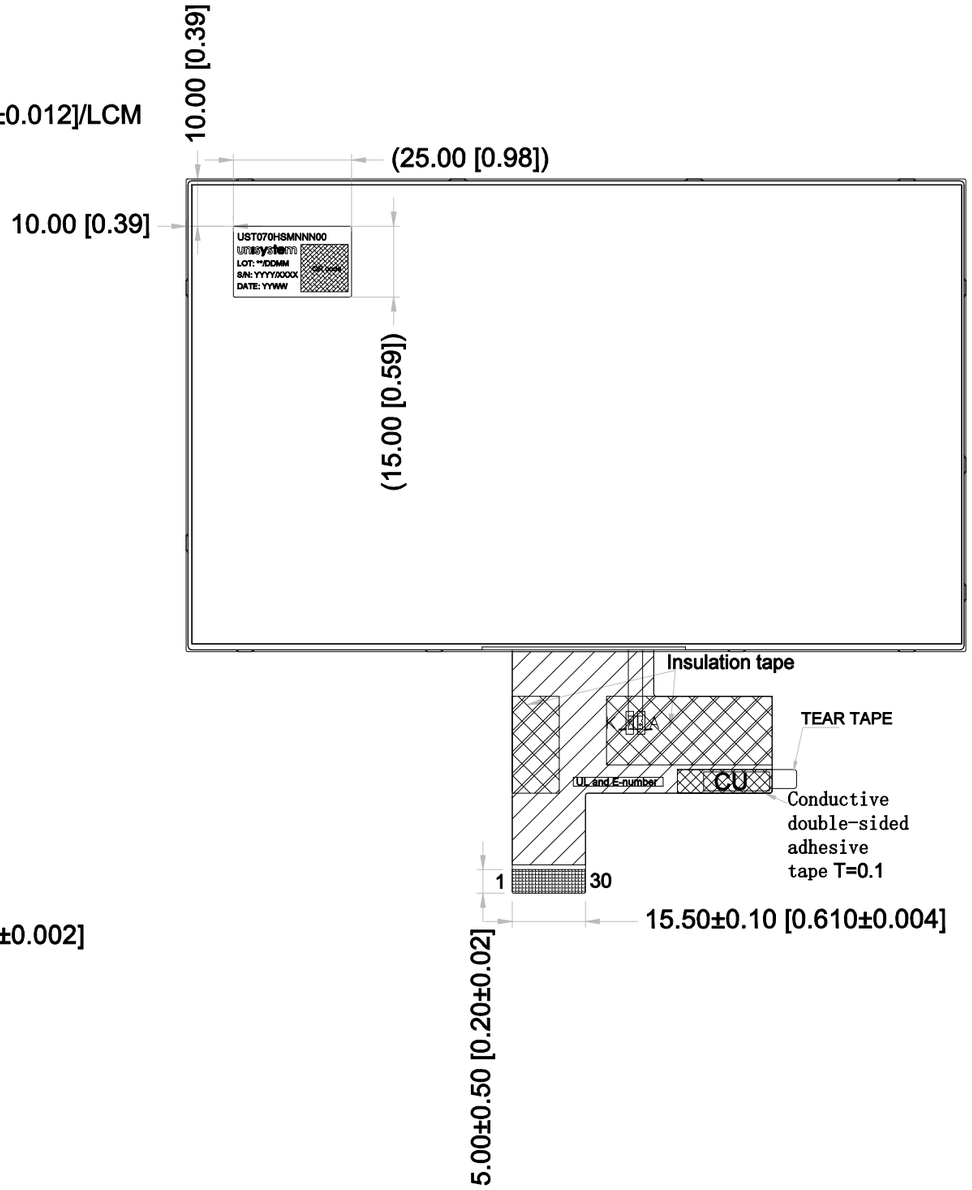



General Tolerance±				
DIM \ Level	1	2	3	4
0-5	0.05	0.1	0.1	0.2
5-10	0.05	0.1	0.1	0.2
10-50	0.05	0.1	0.2	0.3
50-100	0.1	0.2	0.3	0.5
100-150	0.1	0.2	0.5	0.8
Level Seclect				◎

PINOUT ON THE 2ND PAGE

TFT NOTES:
1. DISPLAY TYPE: TRANSMISSIVE, IPS, NORMALLY BLACK
2. COLOR DEPTH: 16.7M
3. RESOLUTION: 1024x600
4. VIEWING ANGLE: FULL
5. INTERFACE: MIPI
6. DRIVER IC: JD9165BA
7. LOGIC VOLTAGE: 3.3V
8. SURFACE LUMINANCE: 2000 cd/m^2
9. BACKLIGHT: 24 WHITE CHIP LED V_F= 21.6~26.4V I_F= 240mA LED LIFETIME: 100k hours.

GENERAL NOTES:
1. OPERATING TEMPERATURE: -20°C ~ 70°C
2. STORAGE TEMPERATURE: -30°C ~ 80°C
3. WITHOUT INDIVIDUAL TOLERANCE: SEE TABLE
4. RoHS COMPLIANT
5. MAX. FLATNESS GEOMETRIC TOLERANCE OF THE SURFACE ON WHICH THE MODULE IS MOUNTED: ▱ 0.5
6. MIN.SURFACE ENERGY OF THE MATERIAL ON WHICH THE MODULE IS MOUNTED: 37 mN/m(dyn/cm)
7. MAX. FFC PULLING FORCE: TBD
8. SHELF TIME OF THE MODULE: 2 YEARS.
9. () - REFENRENCE DIM; [ ] - INCH DIM.

PN: UST070HSMNNN00
REV/DOC_VER: V1 / D1

unisystem

DRAWN:	M.K.	02.10.2026	1:1.30	
CHECKED:	MP	02.10.2026	[mm]	
APPR:	J.M.	02.10.2026	ISO A3	P. 1 of 2

unisystem

LCD CONNECTOR			
Pin No.	Desc.	Pin No.	Desc.
1	VLED+	16	GND
2	VLED+	17	CLKP
3	NC	18	CLKN
4	NC	19	GND
5	UPDN	20	D1P
6	SHLR	21	D1N
7	VLED-	22	GND
8	VLED-	23	DOP
9	NC	24	DON
10	GND	25	GND
11	D3P	26	STBYB
12	D3N	27	RESET
13	GND	28	VDD
14	D2P	29	VDD
15	D2N	30	NC

V1	D1	Initial Case	23/09/2026
Rev	Ver	Changes	Data

PN: UST070HSMNNN00

REV/VER: V1 / D1

unisystem

DRAWN:	M.K.	02.10.2026	1:1.30	
CHECKED:	MP	02.10.2026	[mm]	
APPR:	J.M.	02.10.2026	ISO A3	P. 2 of 2