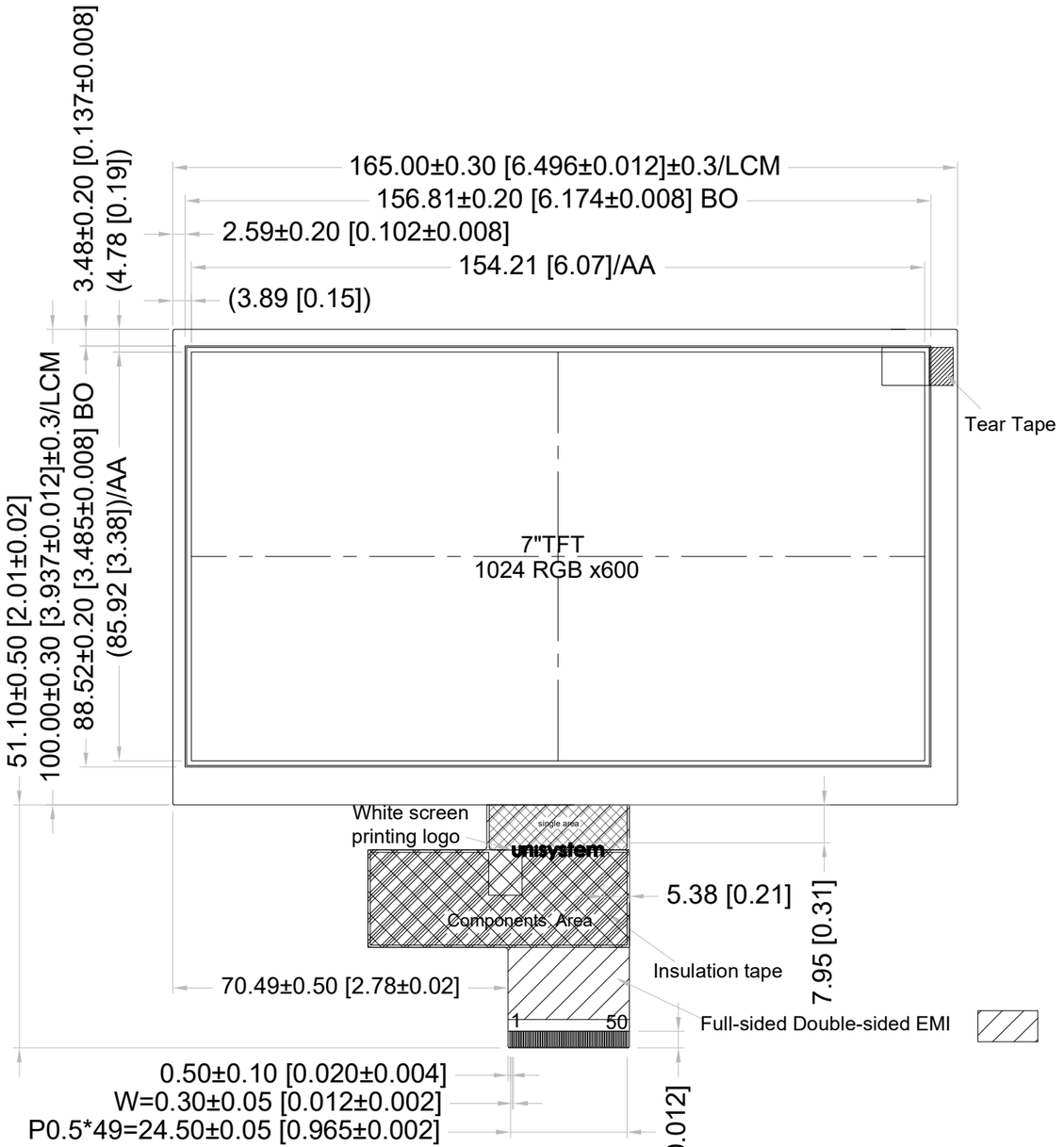

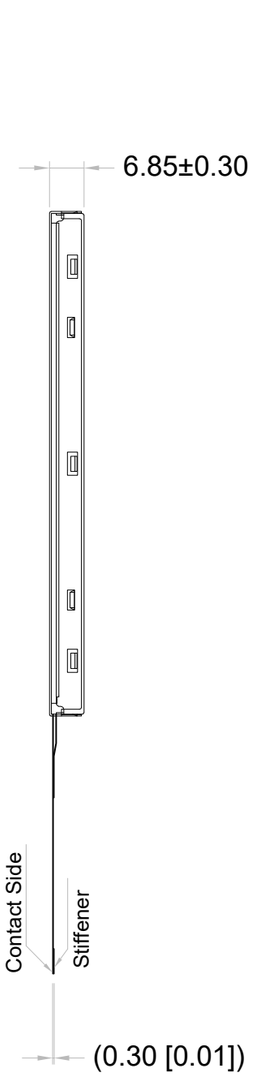

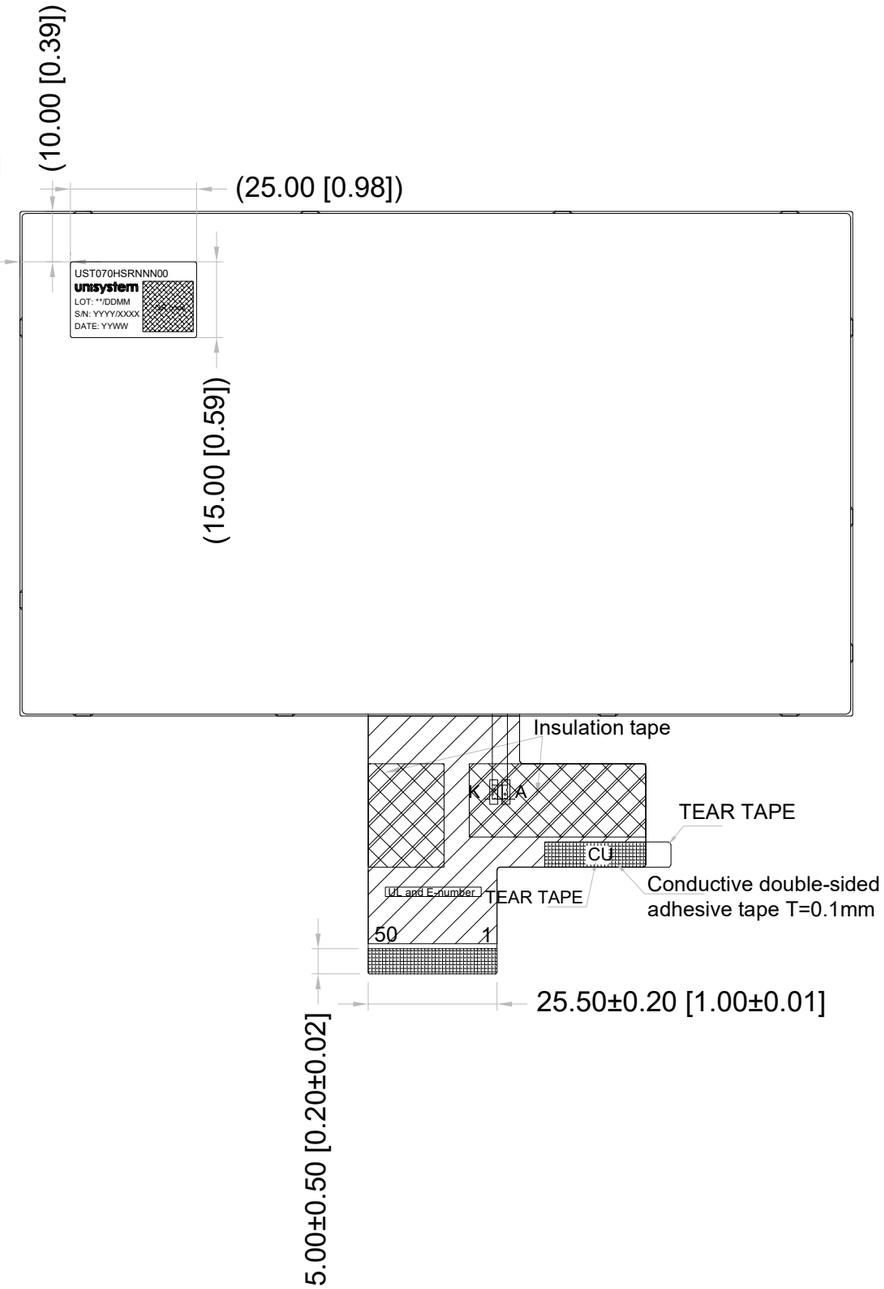

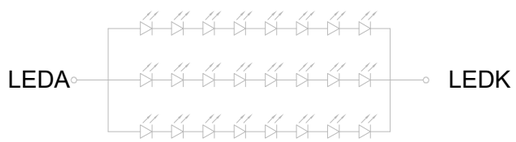

General Tolerance±				
DIM \ Level	1	2	3	4
0-5	0.05	0.1	0.1	0.2
5-10	0.05	0.1	0.1	0.2
10-50	0.05	0.1	0.2	0.3
50-100	0.1	0.2	0.3	0.5
100-150	0.1	0.2	0.5	0.8
Level Seclect				◎

PINOUT ON THE 2ND PAGE

TFT NOTES:
1. DISPLAY TYPE: TRANSMISSIVE, IPS, NORMALLY BLACK, AG
2. COLOR DEPTH: 16.7M
3. RESOLUTION: 1024x600
4. VIEWING ANGLE: FULL
5. INTERFACE: RGB
6. DRIVER IC: JD9165BA
7. LOGIC VOLTAGE: 3.3V
8. SURFACE LUMINANCE: 2000 cd/m^2
9. BACKLIGHT: 24 WHITE CHIP LED V_F= 21.6~26.4V I_F= 240mA
   LED LIFETIME: 100k hours.

GENERAL NOTES:
1. OPERATING TEMPERATURE: -20°C ~ 70°C
2. STORAGE TEMPERATURE: -30°C ~ 80°C
3. WITHOUT INDIVIDUAL TOLERANCE: SEE TABLE
4. RoHS COMPLIANT
5. MAX. FLATNESS GEOMETRIC TOLERANCE OF THE SURFACE ON WHICH THE MODULE IS MOUNTED: ⏥ 0.5
6. MIN.SURFACE ENERGY OF THE MATERIAL ON WHICH THE MODULE IS MOUNTED: 37 mN/m(dyn/cm)
7. MAX. FFC PULLING FORCE: TBD
8. SHELF TIME OF THE MODULE: 2 YEARS.
9. () - REFENRENCE DIM; [ ] - INCH DIM.

PN: UST070HSRNNN00
REV/DOC_VER: V1 / D1

unisystem

DRAWN:	M.K.	25/09/2026	1:1.21	
CHECKED:	MP	25/09/2026	[mm]	
APPR:	J.M.	25/09/2026	ISO A3	P. 1 of 2

unisystem

LCD CONNECTOR			
Pin No.	Desc.	Pin No.	Desc.
1	LED+	26	G1
2	LED+	27	G0
3	LED-	28	R7
4	LED-	29	R6
5	GND	30	R5
6	NC	31	R4
7	VDD	32	R3
8	MODE	33	R2
9	DE	34	R1
10	VSYNC	35	R0
11	HSYNC	36	GND
12	B7	37	DCLK
13	B6	38	GND
14	B5	39	L/R
15	B4	40	U/D
16	B3	41	NC
17	B2	42	NC
18	B1	43	NC
19	B0	44	RSTB
20	G7	45	NC
21	G6	46	NC
22	G5	47	STBYB
23	G4	48	GND
24	G3	49	NC
25	G2	50	NC

Rev	Ver	Changes	Data
V1	D1	Initial Case	25/09/2026

PN: UST070HSRNNN00

REV/VER: V1 / D1

unisystem

DRAWN:	M.K.	25/09/2026	1:1.21	
CHECKED:	MP	25/09/2026	[mm]	
APPR:	J.M.	25/09/2026	ISO A3	P. 2 of 2