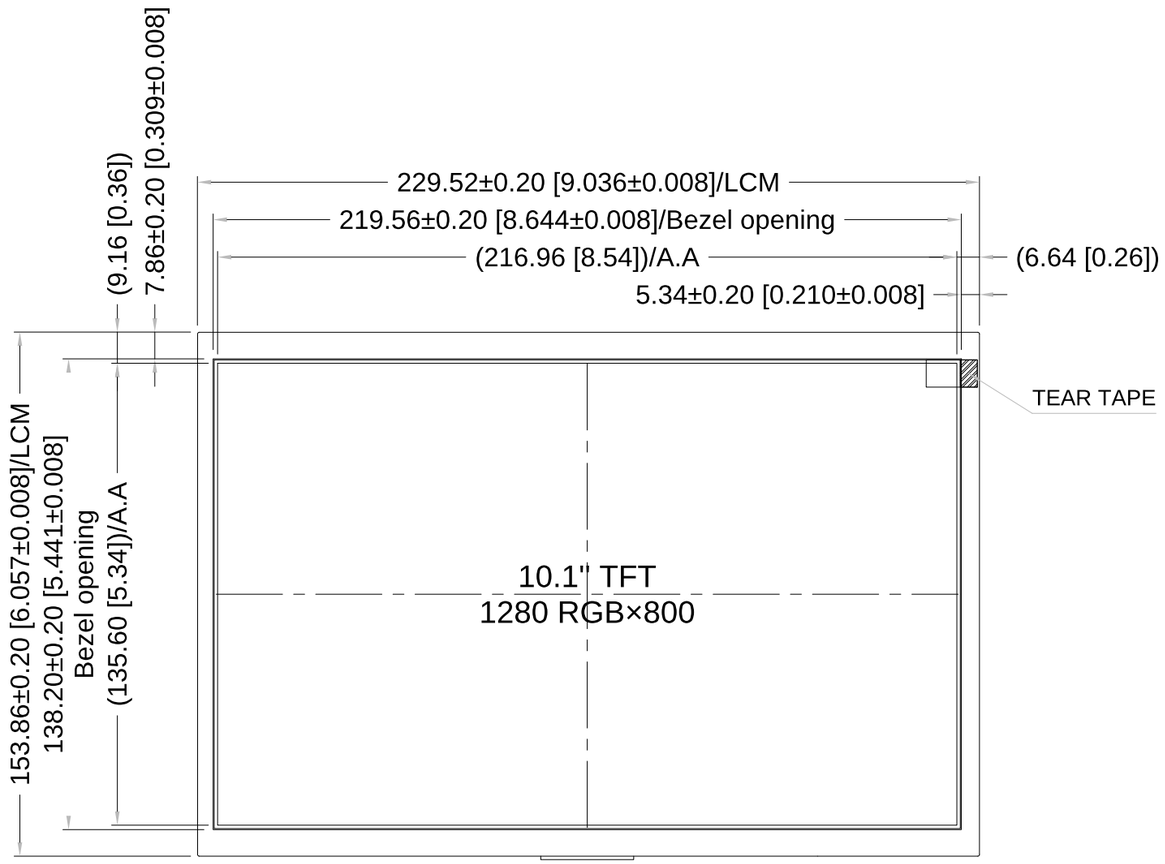

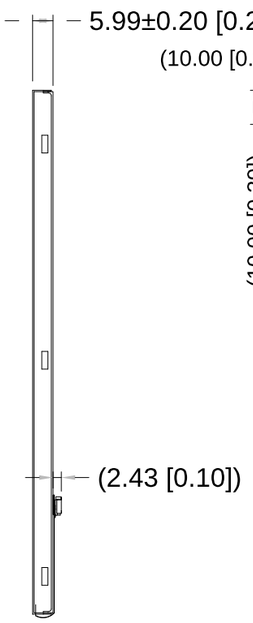

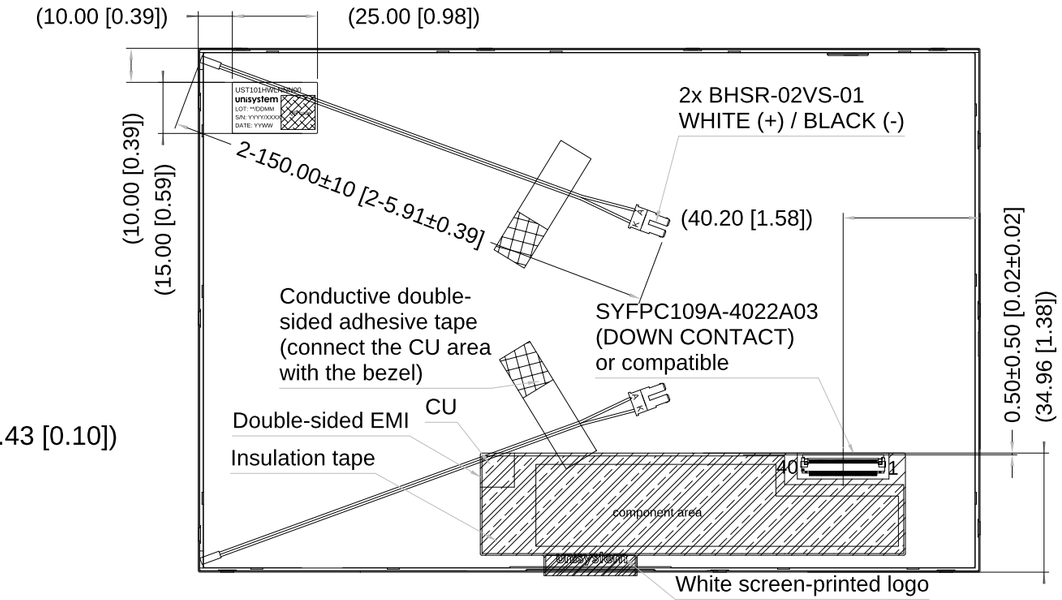

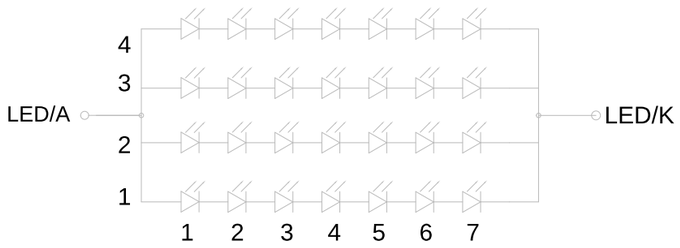

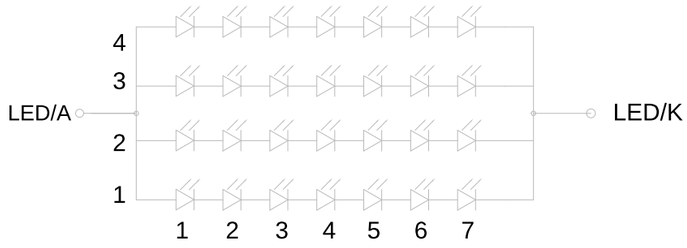

BACKLIGHT LED CIRCUIT (x2)
2x 28 WHITE LED (7S4P)

General Tolerance±				
DIM \ Level	1	2	3	4
0-5	0.05	0.1	0.1	0.2
5-10	0.05	0.1	0.1	0.2
10-50	0.05	0.1	0.2	0.3
50-100	0.1	0.2	0.3	0.5
100-150	0.1	0.2	0.5	0.8
Level Select				◎

PINOUT ON THE 2ND PAGE

TFT NOTES:
1. DISPLAY TYPE: TRANSMISSIVE, IPS, NORMALLY BLACK
2. DISPLAY SIZE: 10.1"
3. RESOLUTION: 1280x800
4. VIEWING ANGLE: FULL
5. INTERFACE: LVDS
6. DRIVER IC: EK79202DB
7. LOGIC VOLTAGE: 3.3V
8. SURFACE LUMINANCE: 2000 cd/m² (TYP.)
9. BACKLIGHT: 2x 28 WHITE LED (2x 7S4P)
   V_F= 18.9~23.1V, I_F= 280mA (EACH), LED LIFETIME: 100k hours.

GENERAL NOTES:
1. OPERATING TEMPERATURE: -20°C ~ 70°C
2. STORAGE TEMPERATURE: -30°C ~ 80°C
3. WITHOUT INDIVIDUAL TOLERANCE: SEE TABLE
4. RoHS COMPLIANT
5. MAX. FLATNESS GEOMETRIC TOLERANCE OF THE SURFACE ON WHICH THE MODULE IS MOUNTED: ▱ 0.5
6. MIN.SURFACE ENERGY OF THE MATERIAL ON WHICH THE MODULE IS MOUNTED: 37 mN/m(dyn/cm)
7. MAX. FFC PULLING FORCE: TBD
8. SHELF TIME OF THE MODULE: 2 YEARS.
9. () - REFERENCE DIM; [ ] - INCH DIM.

PN:UST101HWLNNN00
REV/DOC_VER: V1 / D1

unisystem

DRAWN:	CU	12.10.2026	1:1.8	
CHECKED:	J.M.	12.10.2026	[mm]	
APPR:	J.M.	12.10.2026	ISO A3	P. 1 of 2

unisystem

LCD CONNECTOR			
Pin No.	Desc.	Pin No.	Desc.
1	NC	21	Rxin3+
2	VDD	22	GND
3	VDD	23	NC
4	NC	24	NC
5	RESET	25	GND
6	STBYB	26	NC
7	GND	27	NC
8	Rxin0-	28	SELB
9	Rxin0+	29	VESA/JEIDA
10	GND	30	GND
11	Rxin1-	31	NC
12	Rxin1+	32	NC
13	GND	33	UPDN
14	Rxin2-	34	DIR
15	Rxin2+	35	NC
16	GND	36	NC
17	RxCLK-	37	NC
18	RxCLK+	38	NC
19	GND	39	NC
20	Rxin3-	40	NC

BACKLIGHT CONNECTOR (x2)			
Pin No.	Desc.	Pin No.	Desc.
1	LED+ (WHITE)	2	LED- (BLACK)

Rev	Ver	Changes	Data
V1	D1	Initial Case	12/10/2026

unisystem

PN:UST101HWLNNN00

REV/VER: V1 / D1

DRAWN:	CU	12.10.2026	1:1.8
CHECKED:	J.M.	12.10.2026	[mm]
APPR:	J.M.	12.10.2026	ISO A3